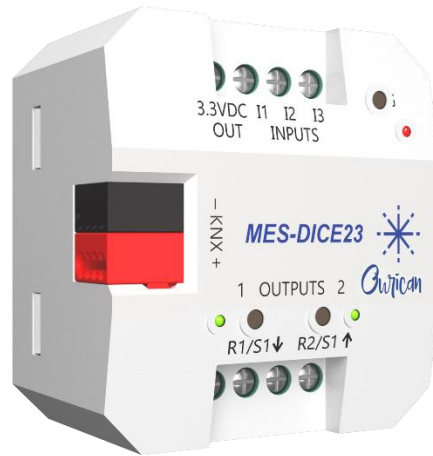


2 Channel Multifunction Actuator – Mesbus Technical Documentation

MES-DICE23



Features:

- 2 Individual outputs / 1 Shutter Channel
- 3 Digital and Analog inputs
- Manual output operation with push button and LED status indicator
- 10 scene functionalities
- Logical functions included
- Total data saving on bus failure
- Possibility of connecting different phases in different outputs
- Programming button with LED indication
- Dimension : 50.5 (L) X 55.5 (H) X 34.1 (D) mm.
- CE Marking*

General Product Specifications			
Type of Device		Electric operation control device	
MESBUS Supply	Voltage (typical)		29VDC SELV
	Voltage Range		21-31 VDC
	Maximum Consumption	Voltage	mA
		29VDC (typical)	15
Bus Connection		Typical Bus Connector TP1, 0.8 mm ² section	
External supply		No	
Operating Temperature		0 - 55 °C	
Storage Temperature		-25 to +75 °C	
Ambient Humidity		5 to 95% RH (No Condensation)	
Storage Humidity		5 to 95% RH (No Condensation)	
Manual Test facility		Yes, 2 Push buttons – On/Off (switch) or Up/Down (shutter)	
Usage		Indoor, to be mounted inside the wall back box and fall ceiling	
Dimension		50.5 (L) X 55.5 (H) X 34.1 (D) mm	
IP Class		IP 20	
Power Failure Response		Data saving	
Response when starting		Data recovery and other settings	
Operation Indication		1 Programming LED indicates programming mode (Red) 2 Output status LED indicators reflect current output state (Green)	
No. of Individual Outputs		2	
No. of Shutter channel		1	

Output Specifications	
Output Type	Relay based control device
Output Relay rating	16A/277VAC

Messung Systems Pvt. Ltd.

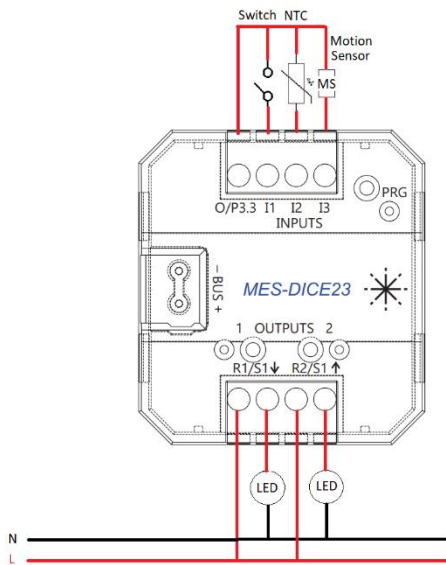
501 Lunkad Sky Vista, Viman Nagar, Pune 411 014, India.

T: +91 20 6649 2800 | e: info@messung.com | w: www.messung.com

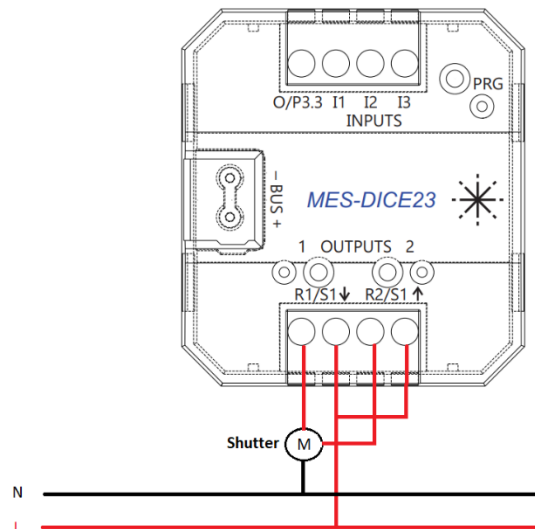
Max. Switching Power (Resistive Load)	16A*277VAC (4,432VA)	
Maximum Inrush current	100 A/2.5ms (Resistive load)	
	200A/1.25ms (Ballast Load)	
Outputs per common	1 output (switching)	
	2 outputs (shutter)	
Different phases connection	Possibility to connect different phases in adjoining outputs.	
Maximum current	16A	
Connection Type	Screw Terminal Block	
Recommended cable selection	0.5 mm ² to 4 mm ² (26-10 AWG)	
Cable Type	Stranded or Solid wire	
Expected Life	Mechanical	10 ⁶ operations
	Electrical	2 x 10 ⁴ cycles

Input Specifications	
Number of Inputs	3
Operation Voltage (common)	+3.3V DC
Operating Current (per input)	1mA @ +3.3V DC
Connection Type	Screw Terminal Block
Recommended cable selection	0.5 mm ² to 2.5 mm ² (20-14 AWG)
Cable Type	Stranded or Solid wire
Maximum Cable Length	30m
NTC Probe Length	Up to 30m
Temperature Resolution	0.2°C
Temperature Sensor type	Thermistor Value 6.8KOhm @25°C
Beta value (K) (Thermistor)	B3977

Wiring Example: 1. Individual output and Inputs 2. Shutter



(1)



(2)

⚠ SAFETY INSTRUCTIONS

- Installation should only be performed by qualified professionals according to the laws and regulations.
- Do not connect the mains voltage nor any other external voltage to any point of the Mesbus connector and 3.3V Output pin; it would represent a risk for the entire system. The facility must have enough insulation between the mains (or auxiliary) voltage and the Mesbus or the wires of other accessories, in case of being installed.
- Once the device is installed (in the panel or box), it must not be accessible from outside.
- Keep the device away from water and do not cover it with clothes, paper or any other material while in use.

