

# Combined time switches

Electronic digital switch for the management of electrical loads that allows the time programming (daily, weekly, monthly or yearly) or astronomical.


It is used to control 9 different channels; the first channel is implemented by the relay on board of memo BUS, the other 8 channels are implemented through the connection via BUS-485 by 2 remote actuators RX4-8A (available as accessory). Each channel can be assigned to a different programming (time or astronomical). It's also possible to connect via BUS-485 a GPS module, GEO-1 (available as an accessory), which allows the exact acquisition of the time, of the date and of the geographical location through the satellite system, ensuring maximum accuracy over time (the time is synchronized every 30 minutes).

The cover on the instrument allows the replacement of the backup battery once discharged.



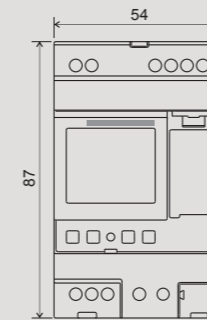
# MEMO BUS

- 1 Wide backlit display for the viewing of the date, time and channels status
- 2 Sealable cover
- 3 Cover for battery replacement
- 4 Terminals for the connection via BUS-485 of the additional relay modules and of the GPS module
- 5 RX4-8A additional relay module (code VN943700)
- 6 GEO-1 GPS additional module (code VE747200)

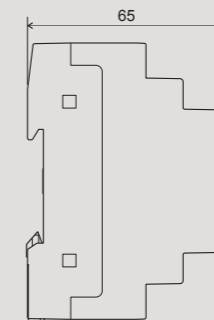


# DIMENSIONS (mm)

## Front view

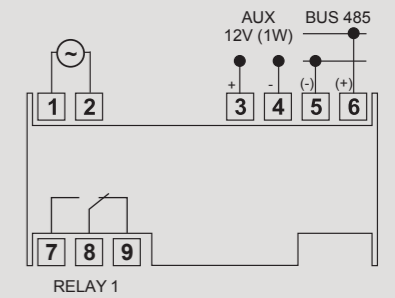


## Side view



# CONNECTION DIAGRAM

## Diagram

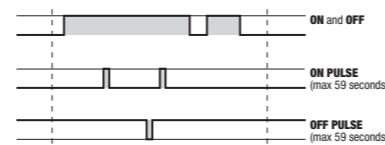


# TIME MANAGEMENT

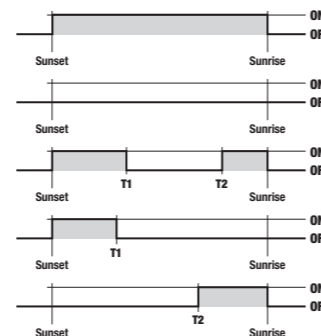
## SWITCHES WITH TIME OR ASTRONOMICAL PROGRAMMING

- Time programming (daily, weekly, monthly or yearly) or astronomical programming
- Available programs: on/off, on pulse, off pulse, on holiday, off holiday, random, night (astronomical)
- Independent channels to control 9 loads (relays):
  - 1 relay on board of the device
  - 8 relays to be realized by connecting two actuators RX4-8A
- Maximum number of storable programs: 450 (900 events) allocable on 9 channels
- Possibility to automatically capture date, time and geographical position connecting the GEO-1 module
- Relays manual override (temporary or permanent)
- Possibility to copy the programs of a channel on other channels
- Possibility to copy all programs saved on another memo BUS connected via BUS-485 (network with several memo BUS connected)
- Menu in five languages: Italian, English, Spanish, German, French
- Automatic time update (DST)
- Keyboard lock with password
- Backup battery (CR 14250 type) replaceable without removing the device

### Time programs



### Astronomical programs



T1 and T2 can be:  
 1. a precise hour  
 2. a delay respect to the sunset (T1) or in advance respect to the sunrise (T2)  
 3. a pulse of 59 seconds maximum duration at sunset (T1) or at sunrise (T2)

# TECHNICAL INFORMATION

## GENERAL CHARACTERISTICS

Power supply	V AC	230 (-10% ÷ +10%)
Frequency	Hz	50 / 60
Power consumption	VA (W)	7 (2.6)
Output (channel 1)		1 relay in monostable change-over
Capacity a 250 V AC	A	16 (10)
	Fluorescent lamps (at 240V)	W 600
	Incandescent lamps (at 240V)	W 1500
	Halogen lamps (at 240V)	W 1500
Battery life		5 years (Lithium battery CR 14250)
Charge reserve (for battery replacement)		1 minute
Switchings in case of power failure		NO

Programming resolution	1 minute
Storable programs	450
Operating accuracy (without GEO-1)	± 0.5 seconds/day at 25°C
Operating temperature	°C 0 ÷ +50
Storage temperature	°C -10 ÷ +70
Container	3 DIN modules
Degree of protection	IP20

Code	Model	Description	n. relays
VE747400	memo BUS	Astronomical/time switch with the inputs for the connection of additional relays and GPS module	1 + 8

## REFERENCE STANDARDS

Compliance with Community Directives : 2006/95/EC (Low voltage) and 2004/108/EC (E.M.C.) is declared with reference to the following standards: EN 60730-2-7



memo BUS\_201602

