

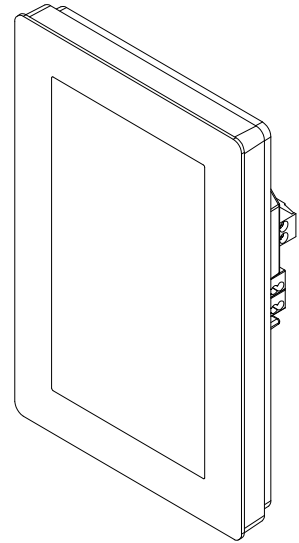
Datasheet – IDDERO VERSO+IP

4,3" KNX Capacitive Touch Panel with IP Connectivity

MAIN FEATURES

4,3" capacitive touch panel for visualisation and control of KNX installations. IP connectivity allows for remote control from smartphones and tablets. Available in white or black finish, can be installed in portrait or landscape mode.

- Function highlights:
 - Up to 48 control functions, organized in 6 configurable pages
 - User editable favorites page
 - Configurable background images
 - Weekly time schedules (up to 48 channels, 4 programs / channel)
 - Alarm monitoring (up to 48 alarms) with event log
 - Touch gestures: Up to 5 quick actions without leaving power saving mode
 - Internal scene controller
 - Two independent thermostats
- Remote control from smartphones and tablets via mobile apps
- Four multi-function inputs, individually configurable as binary or temperature probe inputs
- Built-in temperature sensor
- Real-time clock (RTC) with backup battery
- Integrated KNX bus coupling unit
- Ultra-low power consumption



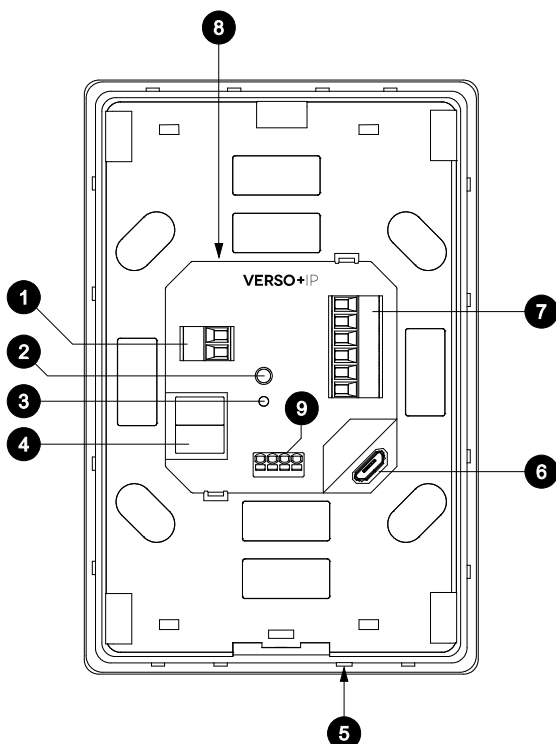
TECHNICAL SPECIFICATIONS

Mechanical	Form factor	Wall mounted unit	
	Enclosure material	ABS FR V0	
	Degree of protection	IP20	
	Dimensions	122.4 x 81.2 x 31.7 mm (without connectors) 122.4 x 81.2 x 40.4 mm (including connectors)	
	Weight	155 g / 206 g (excluding / including mounting chassis)	
	Magnetic fixing	5x gold-plated N50 neodymium magnets (pull: 5x 1.2 kg)	
	Mounting box	Standard square or rounded flush mounting box (not included)	
Environment	Storage temperature	-20..70 °C	
	Operating temperature	0..55 °C	
	Relative humidity	10..90% (non-condensing)	
External power supply	Supply voltage	12-30 VDC Do not use 29 VDC from KNX bus as external power supply	
	Power consumption	Max. 2.8 W Typ. 165 mA (12 VDC), 85 mA (24 VDC), 75 mA (30 VDC)	
	Connection	Pluggable terminal block, 3.5 mm pitch	
	Recommended wiring	Conductor section 0.5 mm ²	
	Power supply unit	Not included	
User interface	Display	Type	Widescreen 4,3" TFT display (16:9)
		Resolution	272 x 480 pixels
		Colour	24 bpp (16.7 million colours)
		Contrast ratio	500:1 (Typ.)
		Viewing angle	Portrait mode: Typ. 70x50° (L/R), 70x70° (Top/Bottom) Landscape mode: Typ. 70x70° (L/R), 70x50° (Top/Bottom)
		Backlight	Low power white LED backlight, with energy saving mode
		Luminance	Min. 350 cd/m ² , software controlled
		Touch screen	Projected capacitive multitouch
	Cover glass	0.7mm tempered high visibility glass, chemically strengthened	
	Other	Buttons	KNX programming button (recessed)
Indicators		KNX programming LED Buzzer	
Communications	KNX	Type	KNX TP1 bus
		Connection	Standard KNX TP1 connector
		Consumption	Typ. 5 mA @ 29 VDC

Communications	Ethernet	Type	Ethernet 10/100 BASE-T interface	
		Connection	Pluggable terminal block, 2.5 mm pitch	
		Rec. wiring	Twisted pair, 0.2 mm ² section (CAT5), solid wires	
Expansion port	USB	Type	USB 2.0	
		Connection	Micro-USB type B connector	
		Output power	150 mA max.	
Inputs	Number of inputs		4 independent inputs	
	Type		Individually configurable as binary (pushbutton and switch/sensor modes) or temperature probe inputs	
	Connection		Pluggable terminal block, 3.5 mm pitch	
	Rec. wiring		Conductor section 0.2 to 1.5 mm ²	
	Binary inputs	Contact type	Dry voltage contact between the two input terminals	
		Detection time	Typical 50 ms (switch/sensor mode)	
		Pulse width	Minimum 10 ms (pushbutton mode)	
Cable length		Maximum recommended length: 50 m		
Temp. probe		External temperature probe, ref. DW-TS-N1PB		
Built-in temperature sensor	Range		0..70 °C	
	Resolution		0.1 °C	
	Precision		1% @ 25°C	
Real time clock	Drift		+/-20 ppm @ 25°C	
	Battery backup		CR1220 3V, 35 mAh	
Compliance	Directives		Directive 2014/30/EC Directive 2011/65/EC	
	Standards		EN 50090-2-2 EN 50491-5-1:2010 EN 50491-5-2:2010 EN 50581:2012	

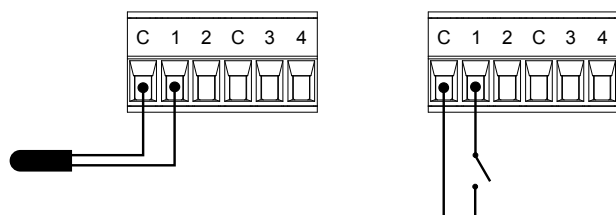
Specifications subject to change without notice

CONNECTORS AND OTHER ELEMENTS



1. Power supply connector (12-30 VDC)
2. KNX programming button
3. KNX programming LED
4. KNX TP1 bus connector
5. Built-in temperature sensor
6. USB connector
7. Multifunction inputs connector
8. Replaceable RTC backup battery
9. Ethernet connector

Input connection



Temperature probe ref.:
Iddero DW-TS-N1PB

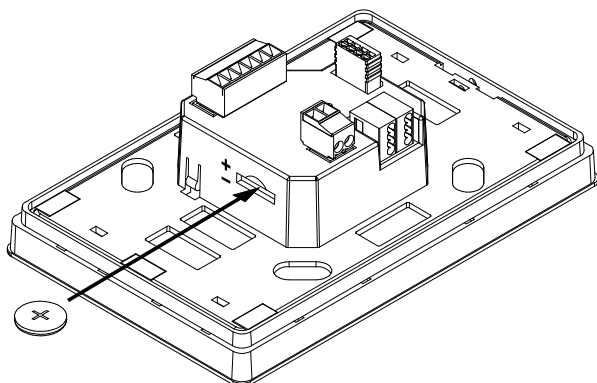
Datasheet – IDDERO VERSO+IP

4,3" KNX Capacitive Touch Panel with IP Connectivity



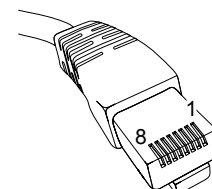
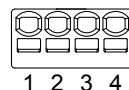
190116-02

RTC battery replacement



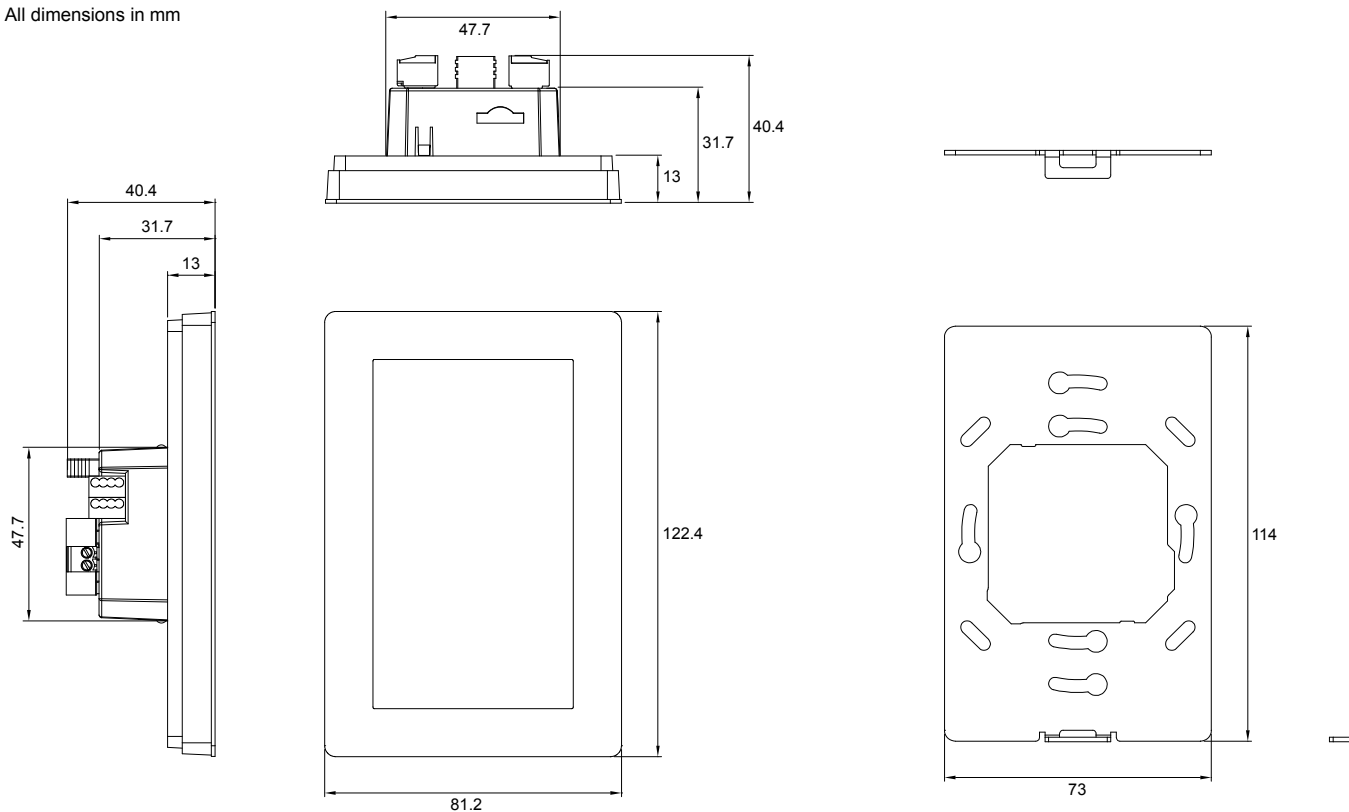
Ethernet wiring

VERSO+IP	Description	RJ45
1	TX-	2
2	TX+	1
3	RX-	6
4	RX+	3



DIMENSIONS

All dimensions in mm



IMPORTANT: Only qualified electricians should install, service, or manipulate this equipment. Existing regulations for the prevention of accidents must be observed, as well as any national or local codes and regulations and standard safety precautions.