

## WRKT26115NC KNX IR INTERFACE IR100

WRKT26115NC



Installation should only be carried out by a technical personnel having certificate of competency

# Panasonic®

PanasonicLife Solutions Elektrik San.ve Tic. A.Ş.  
Abdurrahmangazi Mah. Ebubekir Cad. No: 44  
34887 Sancaktepe / Istanbul / Turkey  
T: 0(216) 564 55 55 F: 0(216) 564 55 44

HOTLINE  
**444 8456**  
Istr.panasonic.com

611051-KNX-EN

### General Information

The KNX IR Interface is an intelligent transmitter and receiver for infrared (IR) signals. This allows IR signals from various manufacturers to be read, stored and sent. The fields of application are from private residential buildings to the office buildings.

The device allows to manage any device that has an IR receiver, from televisions and air conditioners, to DVD players and amplifiers, control over all appliances that use IR communication is possible.

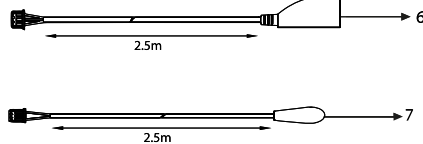
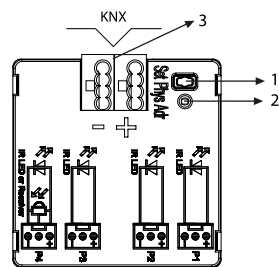
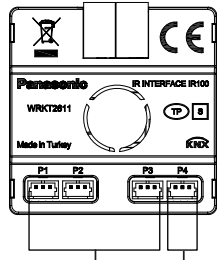
Also, the KNX IR Interface allows to control KNX devices such as lights, blinds and thermostats with IR remote controls.

The device is supplied with power via the KNX bus voltage and no additional power supply is required.

### Main Features

- Small size 37 x 38 x 11.5 mm; can fit in standard electrical box.
- 3 transmitter ports and 1 port can be used as transmitter port or receiver port.
- 100 channels can be used to transfer commands from KNX to IR or from IR to KNX.
- KNX to IR channels can send an IR code repeatedly with configurable time delays.
- IR to KNX channels can be used to control lights, blinds and thermostats, and call scenes.
- 16 macros with 10 parts, each can be used to send multiple IR codes sequentially.
- 4 AC modules can be used to control 4 AC split units with KNX group objects.
- AC modules have multiple group objects for control and status with KNX standard datapoint types.
- Each AC module has 8 scenes.
- 8 auxiliary functions can be used as logic gate, sequencer / counter, converter, scene actuator or send after reset function.
- All channels, macros, AC modules and auxiliary functions have lock input object.
- Teaching IR codes and loading AC configuration files operations are done with a Device Configuration App (DCA) in ETS.
- Up to 250 IR codes can be taught to the device.

### Product Components



- 1- KNX programming button
- 2- KNX programming LED
- 3- KNX connector
- 4- IR transmitter ports
- 5- IR receiver/transmitter port (can be selected by ETS)
- 6- IR receiver
- 7- IR transmitter

### Technical Information

Supply voltage	21 ... 32 V DC via KNX Bus
Operating temperature	-5°C ... +45°C
Type of protection	IP 20 to EN60529
Safety class	III to IEC 60664-1
IR transmitter maximum transmitting distance (*)	5.5m
IR transmitter transmitting angle (*)	40°

\* If the device will be used to control A/C units the IR transmitter should be mounted directly to the IR receiver of the A/C unit to get the best performance.

**(i)** The device is unloaded in factory default. User can define the device behaviour and connect to another KNX devices by ETS. Please refer to the Reference Manual for the description of the features, parameters, objects and configurations.

### Installation

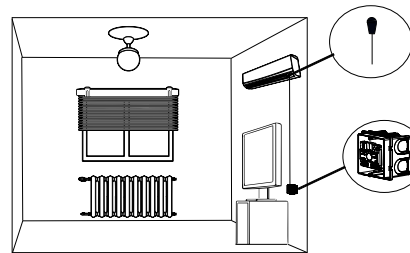
#### Device Installation

The device is installed in a flush-mounted or wall-mounted box.

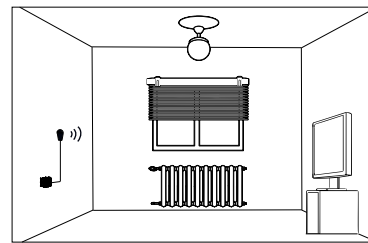
#### Transmitter Installation

The IR transmitter of the KNX IR Interface device can be mounted in two ways.

1. Directly to the IR receiver of the controlled device



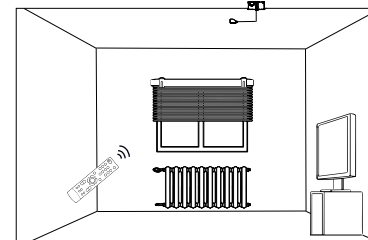
2. Near the controlled device or on the opposite wall



#### Receiver Installation

The IR receiver of the KNX IR Interface device can be installed on the walls, ceilings or desktops. The IR receiver should be close to the user and at a point where it can receive IR codes accurately. The optimal receiving distance is 10 m when the IR receiver and the IR remote control are arranged in a straight line. The angle of the half receiving distance is  $\pm 45^\circ$ .

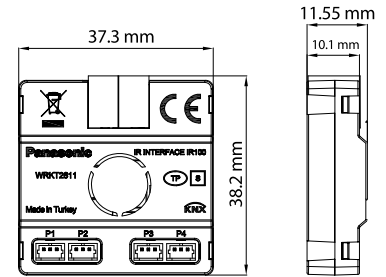
Please note that the range depends on the IR remote control and its battery charge level.



#### Installation Notes

- Make sure nothing blocks IR signals in front of the IR receiver and the IR transmitter. Even a sheet of paper can block IR signals effectively.
- IR receiver and transmitter cables should be installed far away from power lines.
- Sunlight, heat sources and artificial lighting are infrared sources and they can interface with IR signals. Avoid mounting the IR transmitters and receivers under sunlight, near artificial lights and in very bright illuminance environments.

### Dimensions



### WARNING

- Ensure that the power is cut off before the assembly of the products.
- Connection and assembly of the electrical devices should be carried out only by the technical personnel having certificate of competency.
- No responsibility is assumed for the entire of the malfunction, accident and loss arising from the assembly or interference of the persons not having the competency certificate.
- Use dry or slightly damp cloth to clean the buttons, cover and frame of the product. Never use alcohol, cologne, detergent or other similar chemicals for cleaning. Do not perform wet cleaning do not contact the product with water when the product is energized.
- In case the surface to which the product is connected is dyed, store the product by removing its cover and the frames.
- Keep the product away from the damp or wet environment during the transportation and shipping.
- It is intended for indoor use only.

### Service and Guarantee

- Warranty period starts as of the delivery date of the product and it is 2 years.
- Warranty covers the malfunctions likely to occur due to the manufacturing defects of the product and within the warranty period.
- The product including all of its parts is under warranty as a whole. If the product turns out to be defective, the consumer can use one of the following rights stipulated in Article 11 of Consumer Protection Law no. 6502;
  - a- Withdrawal from the contract
  - b- Demanding discount from sales fee
  - c- Demanding free repair,
  - d- Demanding the replacement of the sold one with a fungible one free from defects.
- In case the consumer chooses the right of free repair among those rights; the dealer is obliged to repair the product or have the product repaired without claiming any fee under the name of replaced part fee, labor cost or for any other reasons. The consumer can also use the right of free repair against the manufacturer or exporter. The dealer, manufacturer and exporter are jointly and severally liable for the usage of this right by the consumer.
- In case the consumer uses the right of free repair and if the product
  - fails within the warranty period again and
  - the maximum period required for the repair is exceeded and
  - Authorized service station, dealer, manufacturer or exporter state that it's not possible to repair the product in a report, the consumer can demand the return of the product fee, free discount at the ratio of the defect or the replacement with the one free of defects, if possible, from the dealer. The dealer can not reject the demand of the consumer. In case this demand is not met, the dealer, manufacturer and exporter shall jointly and severally be held responsible.
- The repair period of the product can not exceed 20 business days. This period starts on the notification of the failure on the product to the authorized service station or the dealer within the warranty period and from the date of delivery of the product to the authorized service station out of warranty period. In case of not eliminating the product malfunction within 10 business days, manufacturer or importer is obliged to dedicate another product with similar characteristics to the use of the consumer until the completion of the product repair. In case the product fails within the warranty period, elapsed time is added to the warranty period.
- Usage of the product contrary to the rules stipulated in user's manual, operating out of determined voltage, current and environmental conditions, damage on the cable connection due to the user's fault and failure of the product due to the facts arising from the fire, flood, earthquake, lightning and similar disasters are not under warranty.
- The consumer can apply to the arbitration committee for consumers or the consumer court where the consumer operations are made or in the residential area for the disputes to be occurred regarding the usage of the rights arising from the warranty.
- In case the dealer doesn't provide this certificate of warranty, the consumer can apply to the General Directorate of Consumer Protection and Market Surveillance of Ministry of Customs and Trade".