

Hager news

Speaker:
Yves Peters

Roomcontroller, LCD-Display, Multifunctionpushbutton

§ S-Mode (ETS) functions:

- Thermostat + 6 free selectable pushbuttons
- Thermostat + 4 free selectable pushbuttons
- Thermostat for fancoil control (3 steps)

§ E-Mode (TX100) functions:

- Thermostat + 4 free selectable pushbuttons



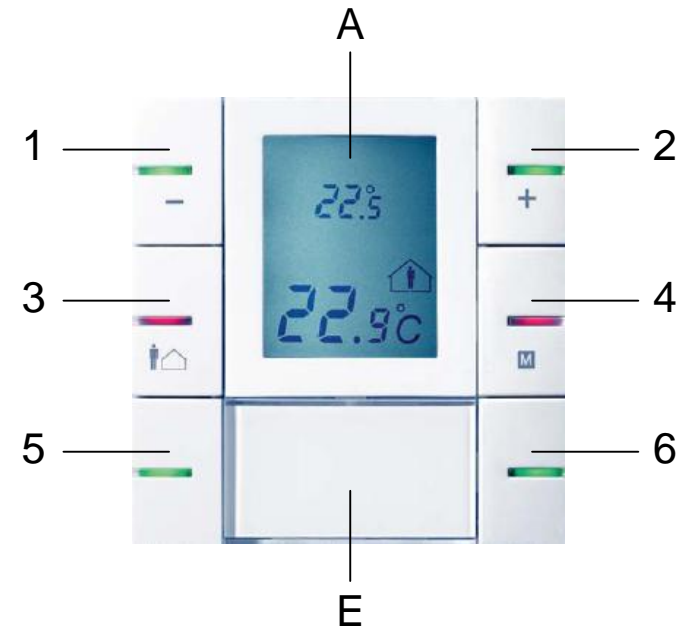
Roomcontroller, LCD-Display, Multifunctionpushbutton

§ 6 pushbuttons: 1 bis 6

§ 6 status LED red / green

§ A: LCD display for the roomcontroller


§ E: description field

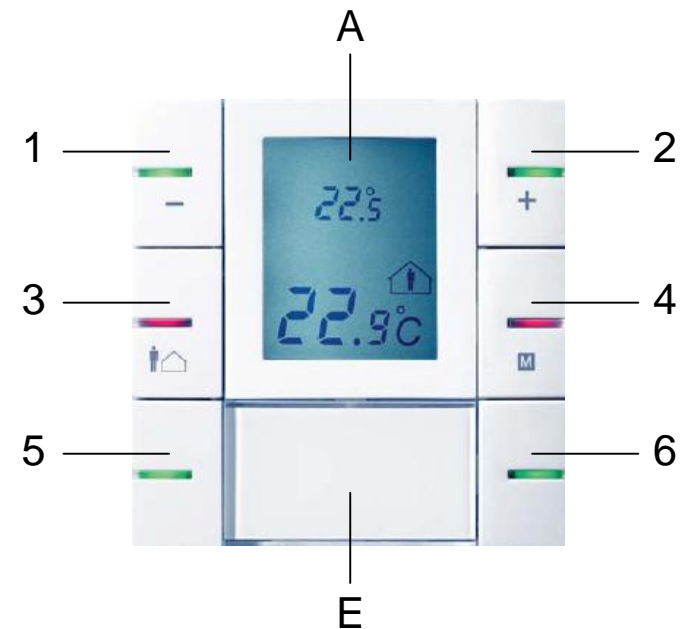


Mode 1 Roomcontroller with 4 buttons

§ Button 1 und 2 (- / +)

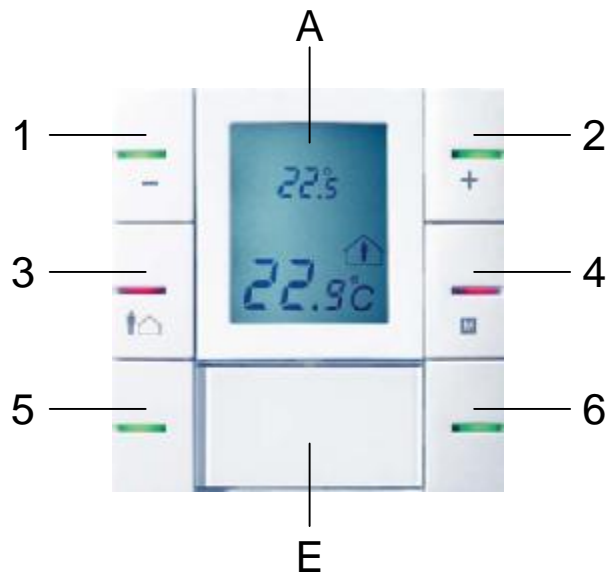
§ Buttons with status LED
- Buttons 3, 4, 5 und 6

§ Temporary use of  and M button
- push button 3 and 4 for 3 seconds (°C is flashing)
- now you can use button 3 and 4 for presence / absence and mode
- after 1 minute unuse, you come back to the pushbuttonmode



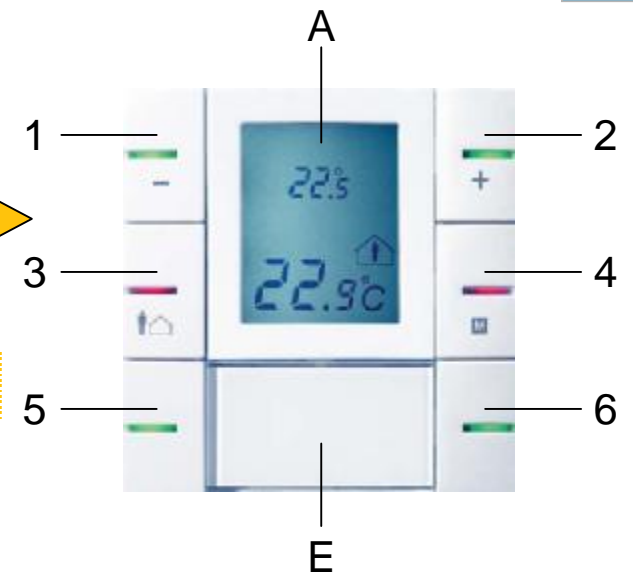
Mode 1 Roomcontroller with 4 buttons

pushbuttonmode



- | | |
|----------------|----------------|
| 1 : - | 2 : + |
| 3 : pushbutton | 4 : pushbutton |
| 5 : pushbutton | 6 : pushbutton |



roomcontrollermode

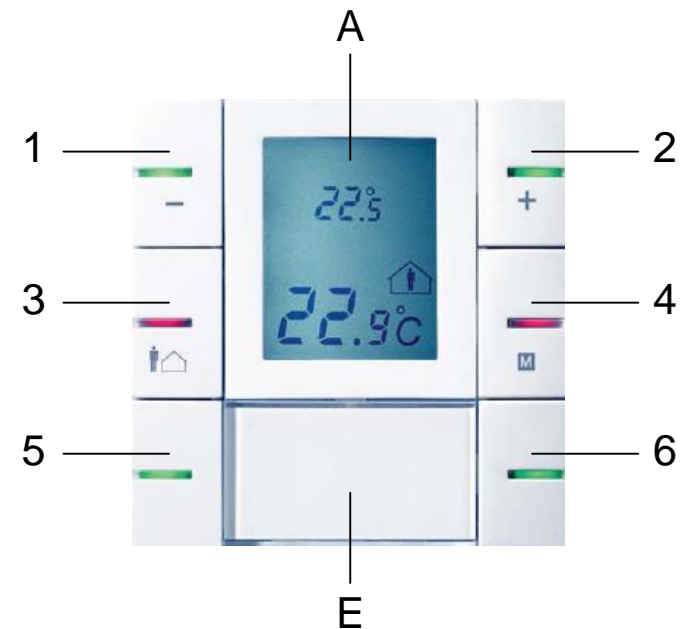


- | | |
|-------------------------------------------------------------------------------------------|----------------|
| 1 : - | 2 : + |
| 3 :  | 4 : M |
| 5 : pushbutton | 6 : pushbutton |

° C flashing slowly

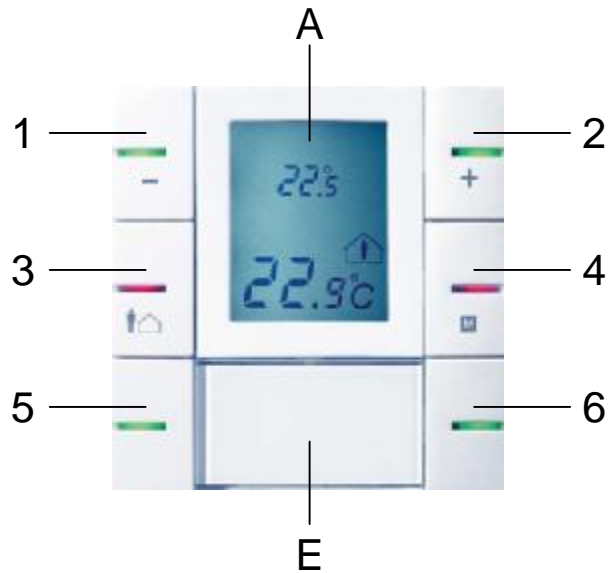
Mode 2 Roomcontroller with 6 buttons

- § Buttons with status LED
 - buttons 1, 2, 3, 4, 5 und 6
- § Temporary use of   and M button
 - push button 3 and 4 for 3 seconds (°C is flashing)
 - now you can use button 3 and 4 for presence / absence and mode
 - after 1 minute unuse, you come back to the pushbuttonmode
- § With ETS you can define if the first mode is pushbutton or roomcontroller



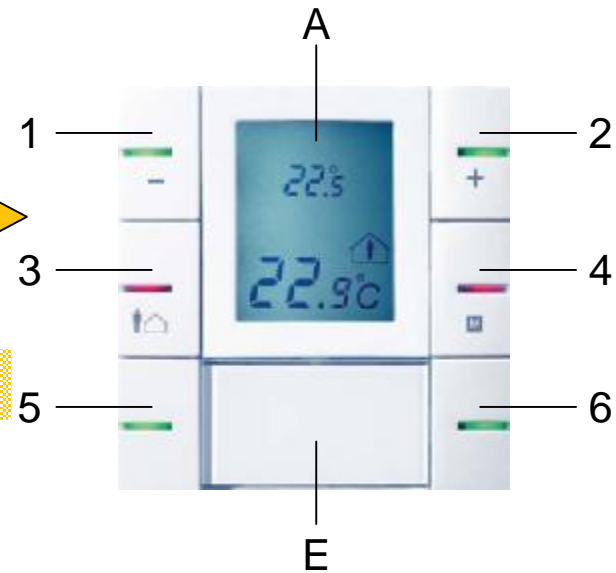
Mode 2 Roomcontroller with 6 buttons


pushbuttonmode



1 up to 6 buttons
and
6 status LED green / red

roomcontrollermode



- | | |
|-------------------------------------------------------------------------------------------|--------------|
| 1 : - | 2 : + |
| 3 :  | 4 : M |
| 5 : button | 6 : button |
- °C**
flashing slowly

Mode 3 Roomcontroller for 3 speed fancoil control

§ Roomcontroller :

- button 1 bis 4: roomcontroller
- button 5: changing the fancoil speed
- button 6: fancoil on / off
- status LED 1, 3, 5: display the fancoil speed
- status LED 6: display heating / fancoil on / off



New binary inputs



TXA304



TXA306



TXA310

TXA310 10 fold binary input 230V ~

- § 10 inputs 230V ~, 6 space units
- § using from lightning pushbuttons is possible (max. 5 for each input)
- § different phases for different inputs
- § advanced ETS / KNX applications (for example, heating, counter, priority, weatheralarm cyclic sending,...)
- § new design
- § quick connect clamps



TXA304 4 fold binary input 230V ~

- § 4 inputs 230V ~, 6 space units
- § using from lightning pushbuttons is possible (max. 5 for each input)
- § different phases for different inputs
- § advanced ETS / KNX applications (for example, heating, counter, priority, weatheralarm cyclic sending,...)
- § new design
- § quick connect clamps



TXA306 6 fach binary input multifunction

- § 6 multifunction inputs with automatic voltage detection
 - 12V AC up to 230V AC
 - 12V DC up to 48V DC
 - potential free inputs
- § each input can have different voltage levels
- § using from lightning pushbuttons is possible (max. 5 for each input)
- § advanced ETS / KNX applications (for example, heating, counter, priority, weatheralarm cyclic sending,...)
- § new design
- § quick connect clamps



Touch Panel

§ Touch Panel in 8-Zoll and 15-Zoll
monitorsize

§ New visualisationversion 4.2

